



Welcome to  
**ApplyTexas**

- ▶ Apply at : **[www.applytexas.org](http://www.applytexas.org)**
- ▶ Click on **GET STARTED!**
- ▶ **Complete your Profile then click SAVE and wait for the rest of the class.**

## My Account Dashboard - My Profile

- My Profile**
- My Applications
- My Essays
- My Transcripts

Enter information below to establish or maintain your free ApplyTexas profile. Additional information will be requested when you complete online applications.

If you are creating an account, your username will be assigned and presented to you.

**Full legal name - REQUIRED**


Enter your full legal last, first, and middle name. Please do not include diacritical marks such as accents (´) or tildes (~). Do not use nicknames or abbreviations or commas because this information will be used for your official record if you enroll. Use your full legal name on all documents sent to the institution to which you are applying. If you have a passport, enter your name as it appears on your passport (without diacritical marks).

Last Name or Family Name or Surname

First Name or Given Name

Middle Name

Suffix



Enter your full, legal last, first, and middle name. **Do not use nicknames or abbreviations** because this information will be used for your official record.

**Date of Birth - REQUIRED**

Enter your date of birth (month, day, 4-digit year). Do not leave blank; this information is required.

Date of Birth  /  /  ◀ 4 digit year

**Place of Birth - REQUIRED**

Enter the city, state, and country where you were born.

City

State/Possession/Province

Country

**Current grade level**

Grade Level

- Select
- 7th grade or earlier
- 8th grade
- 9th grade
- 10th grade
- 11th grade
- 12th grade
- High school graduate
- College Freshman
- College Sophomore
- College Junior
- College Senior
- Associate Degree
- Bachelor Degree
- Graduate Student
- Masters Degree
- Doctors Degree
- Other Graduate Degree
- Other

**Are you a U.S. Citizen? - REQUIRED**

**Email address - REQUIRED**

The email address provided will be used to communicate important information to you. You must set up your ApplyTexas username or password without a valid profile email address.

E-mail address

Confirm E-mail address

◀ Please re-type email address.

Apply Texas standardizes permanent and physical addresses for U. S. addresses. [What is address standardization?](#) (opens in new window)

Your permanent address has been standardized using U. S. Postal Service standards.

**Permanent Address - REQUIRED**

Street Address line 1

Street Address line 2

◀ address only - do not re-enter your name. Include apartment number, if you have one.

◀ use only if street address line 1 is too long





## Please Write or Photograph your :

- ▶ **Application ID:** Located in the middle of the screen.
- ▶ **User Name :** Located on the upper left side of the screen.
- ▶ **Password:** The password you just created.

**Note:** You will receive an automated e-mail from Apply Texas titled “Your Apply Texas Profile.”

This e-mail will be sent to the email address you enter on your profile. This email is NOT verification that the application has been completed or submitted.

Application Details

Quick Links

Application Instructions Go

LAST NAME  
User Name

# My Account - Application Listing

- My Profile
- My Applications**
- My Essays
- My Transcripts

What would you like to do next?

- View Application List
- Start a New Blank Application
- Copy an Existing Application

## application details

App ID	Institution	Send

Application Details

Quick Links

LAST NAME  
User Name

Application Instructions Go

# My Account - Application Listing

- My Profile
- My Applications**
- My Essays
- My Transcripts

What would you like to do next?

- View Application List
- Start a New Blank Application
- Copy an Existing Application

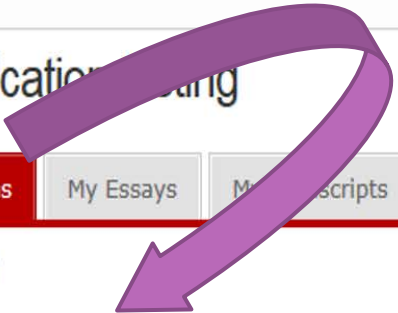
Admissions | Start a new blank application.

create a new 4 year university undergraduate admissions application

create a new graduate school admissions application

create a new 2 year college admissions application

*Which of these should I choose?*



Getting Ready to Start Your Application

### create a new application for admission

(For a clickable map with more information about Texas regions, please go to the [Texas Higher Education Coordinating Board's Texas Regions web page.](#))

Search for a college by region

Target College: Select target two year college - listed by region

Search for a college from an alphabetical list

- Target College: Del Mar College (Corpus Christi)
- El Paso Community College District (El Paso)
- Frank Phillips College (Borger)
- Galveston College (Galveston)
- Grayson College (Denison)
- Hill College (Hillsboro)
- Houston Community College (Houston)
- Howard County Community College District (Big Spring)
- Kilgore College (Kilgore)
- Lamar Institute of Technology (Beaumont)
- Lamar State College - Orange (Orange)
- Lamar State College - Port Arthur (Port Arthur)



- Northeast Texas Community College (Mt. Pleasant)
- Northwest Vista College (San Antonio)
- Odessa College (Odessa)
- Palo Alto College (San Antonio)
- Panola College (Carthage)
- Paris Junior College (Paris)
- Ranger College (Ranger)
- San Antonio College (San Antonio)
- San Jacinto Community College
- South Plains College (Levelland)


# Northwest Vista College



## Select a Semester


Note: Choosing the wrong semester will impact the college's evaluation of your participation in the program.  
Please choose correctly.



 [Logoff](#) [My Account Dashboard](#) [Admissions Information](#) [Application Instructions](#)

Application Details Quick Links  
Northwest Vista College 2 Year Institution Instructions ▾ Go  
[Special Instructions](#)  
2 Year Institution

Getting Ready to Start Your Application  
**select a semester**

Semester of Entry **Fall 2019** ▾ 

Northwest Vista College offers multiple deadlines for Two Year Institution applications for Fall (Aug - Dec) 2019. Please select the deadline for which you would like to apply. For more information about these deadlines, please contact Northwest Vista College.

- The regular deadline for Two Year Institution applications (10/07/2019)
- Fall 16 wks & Flex I - Classes begin August 26th (Deadline is 08/12/2019)
- Fall Start II 14 wks - Classes begin September 9th (Deadline is 08/26/2019)
- Fall Flex II - Classes begin October 21st (Deadline is 10/07/2019)

# Select a School:

Select the your first choice school that aligns with your high school endorsement. Please choose correctly.

ApplyTexas

Application Details  
Northwest Vista College  
[Special Instructions](#)  
2 Year Institution  
Spring 2018

Logoff My Account Dashboard Admiss

Getting Ready to Start Your Application  
**select school**

**Deadline:**  
**Application Fee:** No Application Fee

Select School

**First Choice School** Select your first choice school

- Select your first choice school
- Business and Entrepreneurship
- Creative and Communication Arts
- Health and Biosciences
- Public Service
- Science and Technology

continue

- Business and Entrepreneurship
- Creative and Communication Arts
- Health and Biosciences
- Public Service
- Science and Technology

# Select a Major

Note: Choosing the wrong major may impact registration into your program's specific courses.

ApplyTexas

Application Details  
Northwest Vista College  
[Special Instructions](#)  
2 Year Institution  
Spring 2018

Logoff My Account Dashboard Admissions Information Application Instructions

Quick Links  
2 Year Institution Instructions | Go

Getting Ready to Start Your Application  
**select major**

Major: **Dual Credit**

continue

go back and change school selections

Last updated April 24, 2017  
[Privacy](#) [Web Accessibility](#) [FAQ](#)





Application Details

Northwest Vista College

[Special Instructions](#)

Two Year Institution Admission

FALL

Quick Links

Two Year Institution Admission Instructions ▾

Go

Getting Ready to Start Your Application

## application checklist

### Northwest Vista College - Two Year School Admission for **Fall**

[continue to my application](#)



Items to complete	Deadline
<b>Admissions application</b> Page 1: biographical information Page 2: educational background Page 3: educational information Page 4: residency information Page 5: custom questions for this institution	February

[go back](#)





The information on this page will auto-populate the information provided in your profile.  
Please scroll through and ensure all information listed is correct.

Page 1 of 5  
biographical information

We have assigned an application ID number to this application. Please make note of it, as it is required for all further communication concerning this application and your application password.

Your application ID is 1597415

First choice school/college	Creative and Communication Arts
First choice major/program	Dual Credit

Want to change your school(s)/college(s) and/or major(s)/program(s)? [Go back to the "select major" page.](#)

**Northwest Vista College has a message for Dual Credit applicants:**  
Should be a 9th, 10th, or 11th grade High School student if selecting this major.

Please select a deadline for your application to Northwest Vista College.

- The regular deadline for Two Year Institution applications (08/08/2018)
- Fall 2018 - Start Two 14 wk (classes begin September 10) (Deadline is 08/27/2018)
- Fall 2018 - Flex II (classes begin October 22) (Deadline is 10/08/2018)

1. Enter your U.S. Social Security Number  
Please enter your Social Security Number, if you have one. It is used to match your application to your transcript and test scores, and for financial aid.

Social Security Number (SSN)  « No spaces, dashes, or letters.

Confirm SSN  « No spaces, dashes, or letters.

2. When were you born? - **REQUIRED**  
Enter your date of birth (month, day, year). Do not leave blank; this information is required.

Date of Birth    « 4 digit year

## Social Security Number:

It is important to enter the correct SS#. It is important for purposes of the identity of your application. Errors will affect your ability to retrieve your ACES and Banner ID.



**CHECK FOR ACCURACY.** Choosing the wrong major may impact registration into your program's specific courses.

We have assigned an application ID number to this application. Please make note of it, as it is required for all further communication concerning this application and may be needed to retrieve your application password.

Your application ID is 1597415

First choice school/college

Creative and Communication Arts

First choice major/program

Dual Credit

Want to change your school(s)/college(s) and/or major(s)/program(s)? [Go back to the "select major" page.](#)

Northwest Vista College has a message for Dual Credit applicants:

Should be a 9th, 10th, or 11th grade High School student if selecting this major.

Please confirm that we have stored the following information correctly:

First Name/Given Name: RAMON

Last Name/Family Name/Surname: PEREZ

Date of Birth:

Please make corrections below as needed.



Yes, my name and birthdate have been saved correctly. - REQUIRED

save page



application sections and pages

[admissions](#)

[biographical information](#)

[educational background](#)

[educational information](#)

[residency information](#)

[custom questions for this institution](#)

[submit](#)

Page 2 of 5

educational background

1. High School You Graduated From or Expect to Graduate From: - **REQUIRED**

You will speed the processing of your application by searching for and selecting your high school via the school search option. Have an official transcript sent to each university to which you apply.

To begin the school search process, click the school search button, then enter the name of your high school. If you are unable to find a match in the database, please select the "School not found" option at the bottom of the search page.

For U.S. high schools, please be sure to supply both the city and state.

For international high schools, please leave the state field blank and enter the country in the city field.

**Search for Your High School**

**High School Name:**

**High School Code:**

**High School City or Country:**

**High School State:**

**Expected Graduation Date:**

Graduation Date:  
June of what  
year?

Are you home-schooled? - **REQUIRED**

Yes  No

2. If you did not graduate from high school, do you have a GED?

Yes  No  Not Applicable

Please check here if you have information to enter for more than three previous colleges

4. Are you currently on academic suspension from the last college or university attended?

Yes  No

save changes

application sections and pages

Page 3 of 5

educational information

[admissions](#)

[biographical information](#)

[educational background](#)

[educational information](#)

[residency information](#)

[custom questions for this institution](#)


[submit](#)

1. Did you take a Tech Prep course or courses for college credit?

Yes  No

2. Please indicate on what basis you are seeking admission. Select the option that is most appropriate. Any/all of these may require additional documentation:

Admission Basis



3. Please indicate the primary reason for attending classes at this college:

Reason Attending



save changes

# Residency Questions

If possible have your parents or legal guardian guide you with the correct answers.

The following questions will be about **Taxes, Employment and State of Residency**.

application sections and pages

[admissions](#)

[biographical information](#)

[educational background](#)

[educational information](#)

[residency information](#)

custom questions for this institution

[submit](#)

Page 4 of 5

## residency information

delete residency answers & start over

### Residency Information

Students typically are not independent tax payers.



#### Basis of Claim to Residency

Do you file your own federal income tax as an independent tax payer? - **REQUIRED**

(An independent tax payer should not be claimed as a dependent by another person. If you file a joint return with your spouse, answer "Yes.")

Yes  No

Are you claimed as a dependent or are you eligible to be claimed as a dependent by a parent or court-appointed legal guardian? - **REQUIRED**

(To be eligible to be claimed as a dependent, your parent or legal guardian must provide at least one half of your support. A step-parent does not qualify as a parent if he/she has not adopted the student.)

Yes  No

save and continue to next question

# Residency Information

Answer all questions, unless, otherwise notified within the guidance provided in this section.

**Note:** If possible, have your parents or legal guardian guide you with the correct answers. Incorrect information will require additional residency documentation to be submitted as part of the Admission packet.

1. Answer **No** to the question seeking whether or not you file your own federal income tax.
2. Answer **Yes** to the question seeking whether or not you are eligible to be claimed as a dependent by a parent or legal guardian.

★ **Question 3a** - If your parents/legal guardian have always lived in Texas, **Estimate Their Age And Enter As Answer**

★ **Question 3b** – If your parents/legal guardian have always lived in Texas, select : **Establish/Maintain** a home as answer.

- **GO TO COLLEGE** - Is your parent in Texas to attend college and then move back out of state?
- **ESTABLISH/MAINTAIN A HOME** - Is your parent here establish a permanent residence?
- **WORK ASSIGNMENT** - Is your permanent home out of state and your parents are here for a temporary work assignment?

Skip **Questions 4a and b**, unless, you are a dependent of a U.S. military service member.

**Note:** If you are a dependent, please answer the questions correctly to reflect the true Home of Record.

**Questions 5a and b** are seeking whether or not your parent/legal guardian own their home/property and/or a business in Texas. Answer to the best of your knowledge if your parents/legal guardian are not with you.

★ **Question 6a** reference of "**GAINFULLY EMPLOYED**" is seeking whether or not your parents/legal guardian has worked or is currently working in Texas. Answer to the best of your knowledge if your parents/legal guardian are not with you.

**Question 7** incorrectly references questions (8) or (9). The true reference questions are (5) or (6).

**Note:** After you complete this section and the next, you will be given the opportunity to review your residency questions. Please take some time to ensure the information provided is as accurate as possible.



# residency information

delete residency answers & start over

[admissions](#)

[biographical information](#) ✓

[educational background](#) ✓

[educational information](#) ✓

[residency information](#)

custom questions for this institution

[submit](#)

## Residency Information

1. Is the parent or legal guardian upon whom you base your claim of residency a U.S. Citizen? - **REQUIRED**

Yes  No

★ 2. Does this parent or legal guardian currently live in Texas? - **REQUIRED**

If he or she is out of state due to a temporary assignment by your employer or other temporary purpose, please explain in the "General Comments" box at the end of the residency section of this application.

Yes  No

★ 3. If your parent or legal guardian is currently living in Texas:

a. How long has he or she been living here ?

Lived in Texas for: Years:  Months:

**Estimate Your Parents Age And Enter As Answer**

★ b. What is your parent's or legal guardian's main purpose for being in the state? If for reasons other than those listed here, give an explanation in the "General Comments" box at the end of the "General Comments" box at the end of the residency section of this application.

Go to colleg  Establish/Maintain a home  Work Assignment

**Go to College** - Is your parent in Texas to attend college and then move back out of state?

**Establish/Maintain a home** - Is your parent here establish a permanent residence?

**Work Assignment** - Is your permanent home out of state and your parents are here for a temporary work assignment?

4. If your parent or legal guardian is a member of the U.S. military:

a. Is Texas his or her Home of Record?

Yes  No  Reset answer-Not Applicable

b. What state is listed as his or her military legal residence for tax purposes on his or her Leave and Earnings Statement?

Select one ▼

5. Do any of the following apply to your parent or legal guardian:

a. Hold the title (Warranty Deed, Deed of Trust, or other similar instrument that is effective to hold title) to residential real property in Texas?

Yes  No

If yes, date acquired:  /

« 4-digit year

b. Have ownership interest and customarily manage a business in Texas without the intention of liquidation in the foreseeable future?

Yes  No

If yes, date acquired:  /

« 4-digit year

6. For the past 12 months:

a. Has your parent or legal guardian been [gainfully employed](#) in Texas? - **REQUIRED**

Yes  No

b. Has your parent or legal guardian received primary support from a social service agency? -

**REQUIRED**

Yes  No

7. Is your parent or legal guardian married to a person who could claim "yes" to any part of question (8) or (9)? - **REQUIRED**

Yes  No

a. If yes, indicate which question could be answered "yes" by your parent or legal guardian's spouse:

**Gainfully Employed**

b. How long has your parent or legal guardian been married to the Texas Resident?

Married to TX resident for: Years:  Months:

save and continue to next question

application sections and pages

- [admissions](#)
- [biographical information](#)
- [educational background](#)
- [educational information](#)
- [residency information](#)
- custom questions for this institution
- [submit](#)

Page 4 of 5

# residency information

delete residency answers & start over

## Residency Information

### General Comments

Is there any additional information that you believe your college should know in evaluating your eligibility to be classified as a resident? If so, please provide it below. **A maximum of 10 lines will be sent.**



[save and continue to](#)

Last updated July 28 , 2015  
[Privacy](#) [FAQ](#)

Page Instructions Go

Page 4 of 5  
**residency information**

[delete residency answers & start over](#)

### Residency Information

**Residency Section Complete**

You have completed the residency section of this application. The answers you provided are displayed below. If you would like to delete the answers you have provided and start over, please use the button above. After reviewing your answers, please use the [save page & continue with application](#) button at the bottom of this page to continue your application.

**Question:** Do you file your own federal income tax as an independent tax payer?  
**Answer:** No

**Question:** Are you claimed as a dependent or are you eligible to be claimed as a dependent by a parent or nonparented legal guardian?  
**Answer:** No

**Question:** Is the parent or legal guardian upon whom you base your claim of residency a U.S. Citizen?  
**Answer:** No

**Question:** If not, does the parent or legal guardian upon whom you base your claim of residency hold Permanent Resident Status (with I-855) for the United States of America?  
**Answer:** No

**Question:** Is the parent or legal guardian a foreign national whose application for Permanent Resident Status has been preliminarily reviewed?  
**Answer:** Not Applicable (Only if Yes to U.S. Citizen or Permanent Resident above)

**Question:** Is the parent or legal guardian a foreign national here with a visa or are you a Refugee, Asylee, Parolee or here under Temporary Protective Status? If so, indicate which.  
**Answer:** (Blank)

**Question:** Does the parent or legal guardian currently live in Texas? If no or yes is not of state due to a temporary assignment by another employer, please explain in the "General Comments" box at the end of the residency section of the application.  
**Answer:** No

**Question:** If your parent or legal guardian is currently living in Texas, how long has he or she been living here?  
**Answer:** 10 years and 0 months

**Question:** What is your parent's or legal guardian's main reason for being in the state?  
**Answer:** Establish/Maintain a home

**Question:** Does your parent or legal guardian hold the title (ownership deed, deed of trust, or other similar instrument that is effective to hold title) to residential real property in Texas?  
**Answer:** Not Applicable

**Question:** Does your parent or legal guardian have ownership interest and personally manage a business in Texas without the intention of liquidation in the foreseeable future?  
**Answer:** Not Applicable

**Question:** For the past 12 months, has your parent or legal guardian been **significantly employed** in Texas?  
**Answer:** No

**Question:** For the past 12 months, has your parent or legal guardian received primary support from a marital spouse against whom you are not claiming "yes" to any part of question (B) or (C)?  
**Answer:** No

**Question:** How long has your parent or legal guardian been in Texas?  
**Answer:** 10 years and 0 months

[Save page and continue with application](#)



application sections and pages

- [admissions](#)
- [biographical information](#) ✓
- [educational background](#) ✓
- [educational information](#) ✓
- [residency information](#) ✓
- [custom questions for this institution](#)
- [submit](#)

Page 5 of 5

### custom questions for this institution

This page will continue to appear until all questions have been acknowledged or saved and the page has been saved.

#### Step-by-Step Instructions

This page contains questions particular to the University and/or major to which you are applying. You must provide an answer for all REQUIRED questions and acknowledge, or save, optional questions. When all questions have been saved, save the page as a whole to continue with your application.

#### Online Courses Only? – REQUIRED

I intend to take all of my courses online and I do not plan to come to an Alamo College campus for student services and support.

- YES
- NO



#### Early College High School App – REQUIRED

Have you been accepted into an Early College High School?

- Yes
- No



#### College Connection - Senior – REQUIRED

Are you currently a High School senior?

- Yes
- No



**NOTE:** If you are a senior who plans to attend the Alamo Colleges after high school graduation, you will be required to complete another Apply Texas application as a **high school graduate**. At that time, you will be able to answer Yes to this question.

#### C-App at another Institution – REQUIRED

Did you apply for admission to another college/university other than the Alamo Colleges (Northeast Lakeview College, Northwest Vista College, Palo Alto College, San Antonio College, or St. Philip's College)?

- Yes
- No



#### CC-Alamo College First Choice – REQUIRED

Are the Alamo Colleges (Northeast Lakeview College, Northwest Vista College, Palo Alto College, San Antonio College, St. Philip's College) your first choice?

- Yes
- No



## certification and payment information

### certification of information - **REQUIRED**

You are required to read the statements below. By checking the box next to the statement you are agreeing to the terms and conditions laid out in the statement. If you do not check the box next to the statement, you will not be allowed to complete or submit this application.

You may wish to print this page for your own records; however, we ask that you *not* send in a printout of this page to the institution to which you are applying.



Notification of Rights under Texas Law: Information collected about you through this application may be held by any institution of higher education to which you apply. With few exceptions, you are entitled on your request to be informed about the collected information. Under Sections 552.021 and 552.023 of the Texas Government Code, you are entitled to receive and review the information. Under section 559.004 of the Texas Government Code, you are entitled to correct information held by an institution that is incorrect. You may correct information held by any institution to which you apply by contacting the institution. The information that is collected about you will be retained and maintained as required by Texas records retention laws (Section 441.180 et seq. of the Texas Government Code) and rules. Different types of information are kept for different periods of time. The Texas Higher Education Coordinating Board, or its authorized representative(s), has permission to contact you regarding your ApplyTexas application and/or regarding related educational outreach purposes (including, for example, to make you aware of financial aid opportunities) using any of the contact information for communication methods (email, mail, phone, cellular, text message, or automated telephone dialing equipment). Your information will not be sold for commercial purposes.



I certify that I have read and understand the [New Requirements and Important Information about Bacterial Meningitis](#)



If my application is accepted, I agree to abide by the policies, rules and regulations at any college to which I am admitted. I authorize the college to verify the information I have provided. I certify that the information I have provided is complete and correct and I understand that the submission of false information is grounds for rejection of my application, withdrawal of any offer of acceptance, cancellation of enrollment and/or appropriate disciplinary action. I understand that officials of my college will use the information submitted on this form to determine my status for residency eligibility. I authorize the college to electronically access my records regarding the Texas Success Initiative. I agree to notify the proper officials of the institution of any changes in the information provided.

## financial aid information



Application Details  
Northwest Vista College  
[Special Instructions](#)  
Two Year Admissions  
FALL

Quick Links

Two Year Instructions

application sections and pages

[admissions](#)  
[submit](#)



**You are about to submit your application for Two Year Admissions to Northwest Vista College for Fall 2016 with application ID 1890991.**

Once you submit your application, you will **not** be allowed to modify it. You may choose not to submit this application at this time, but you must submit your application before Northwest Vista College will receive it.



**Ready!**  
**You are about to Submit**  
**Your First COLLEGE APPLICATION!**

Application Details

Quick Links

Application Instructions

LAST NAME

User Name



## My Account - Application Listing

- My Profile
- My Applications**
- My Essays
- My Transcripts

What would you like to do next?

- View Application List
- Start a New Blank Application
- Copy an Existing Application

### application details

App ID	Institution	Semester	Type	Deadline	Status	Action
1621705	Northwest Vista College	Fall 2019	Two Year		Submitted	<a href="#">View</a>   <a href="#">Copy</a>



**Please Write, Print or Photograph this**

**page :**

Application ID:

User Name :

Password:

*For future reference or if errors occur.*





**Note:** You will receive an automated e-mail from Apply Texas titled “Your Apply Texas Profile.”

This e-mail will be sent to the email address you enter on your profile. The message will contain your Apply Texas username for future access to your Apply Texas application.

This email is NOT verification that the application has been completed or submitted. Once submitted it will take 3-5 business days before you can log into you ACES account.

# Next: ACES Modules

[alamoaces.alamo.edu](http://alamoaces.alamo.edu)

# ACES Modules

[alamoaces.alamo.edu](http://alamoaces.alamo.edu)

**Do not login until 3 to 5 business days after your Apply Texas application has been submitted.**



**ACES** is your connection to access your college records and receive important information and deadline reminders. Go to <https://alamoaces.alamo.edu> and find the START HERE tab to get started. If you have trouble logging in, seek your login information from your high school counselor/dual credit liaison or call the Help Desk at 210-485-0555

**Do not login until 3 to 5 business days after your Apply Texas application has been submitted.**

## ACES DEFAULT PASSWORD

First two letters of your last name, in CAPS followed by your birthday in MMDDYY

Once logged in, reset your password:

NISD: 4x4 #

BISD: Computer login #

## Banner ID

*You will need to know the last 4 digits of you Social Security Number*

**ALAMO COLLEGES**

**ACES Central Authentication Service (CAS)**

**Enter your Username and Password**

Username:

Password:

Warn me before logging into other sites.

**Former Students and Employees Log-in To ACES Instructions**

1. If you remember your User ID and password, log-in to ACES in the spaces indicated in the Secure Access Box.
2. If you still cannot log-in to ACES, call the Help Desk at 210-485-0555.
3. Once you have signed in to ACES, click the link for Web Services located on the bottom left-hand side of the Home Tab page.

**Welcome to ACES**

ACES is a secure portal that provides students, staff, and faculty with access to various applications using a single sign-on. As an ACES user, you will have access to register for classes, financial aid information, email, library resources, and online courses. ACES will also provide you with the latest information of events and important news taking place within your college.

**ACES Login Information**

**First-time users only:**  
Your default password will be the first two letters of your last name, IN CAPS, followed by your birthdate in MMDDYY format

[Get my ACES User Name](#)  
[Get My Banner ID Number](#)  
[Getting started with ACES](#)

**Important Numbers**

**Helpdesk**

NLC: 210-486-5777  
NVC: 210-486-4777  
PAC: 210-486-3777  
SAC: 210-486-0777  
SPC: 210-486-2777  
District: 210-485-0555

**Admissions and Records / Enrollment Services**

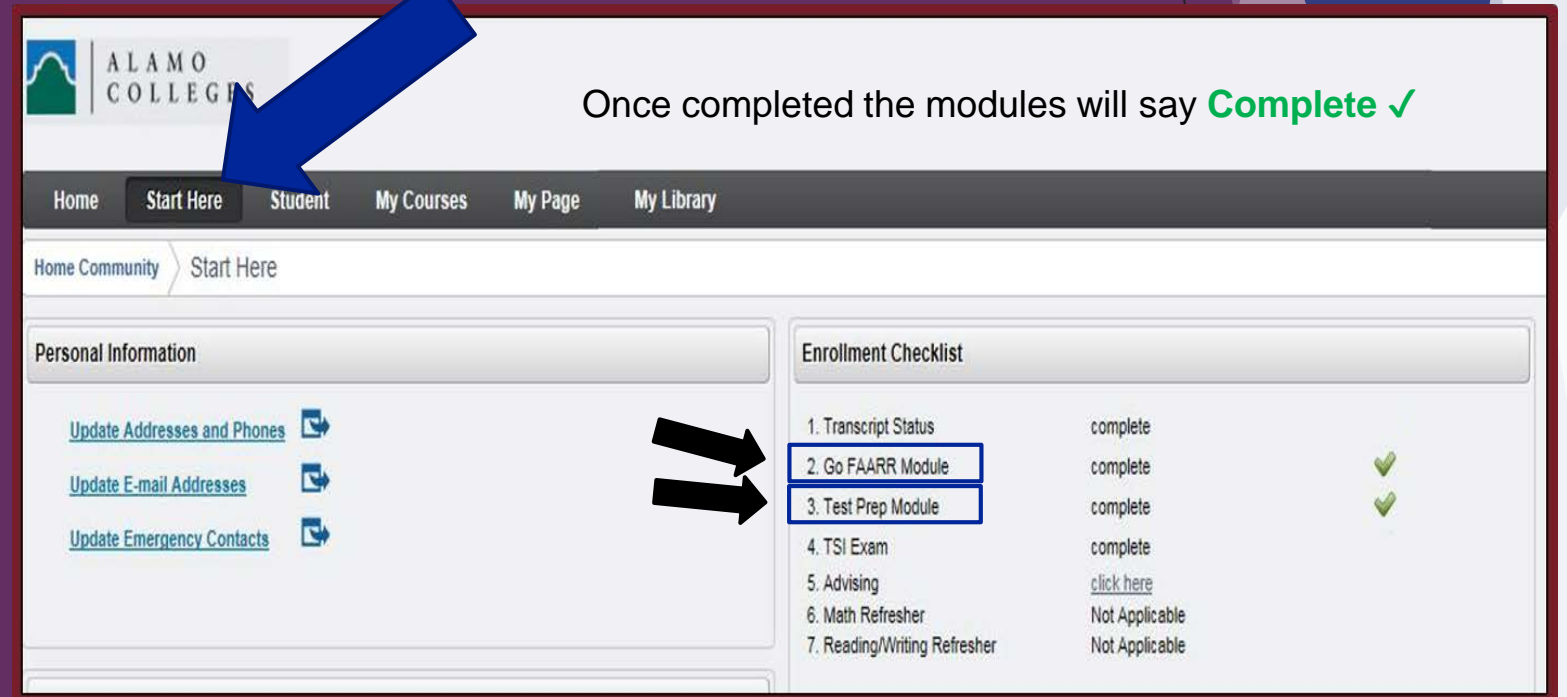
NLC 210-486-5401  
NVC 210-486-4700  
PAC 210-486-3700  
SAC 210-486-0200  
SPC 210-486-2700

# Complete the Modules

## Go FAARR Module Test Prep Module

It can take 24 hours before the system marks them complete.

1. Click "Enroll" to activate module.
2. Click "Incomplete" link to access the module content.
3. Pass the quiz with a score of 6 or higher and the checklist will update to "complete" with a checkmark. If the quiz is not passed, you must retake it and earn a passing score.
4. Print out this page and turn it in when you sign up for testing at your high school campus.



Once completed the modules will say **Complete ✓**

Home Start Here Student My Courses My Page My Library

Home Community > Start Here

Personal Information

- [Update Addresses and Phones](#)
- [Update E-mail Addresses](#)
- [Update Emergency Contacts](#)

Enrollment Checklist

1. Transcript Status	complete	
2. Go FAARR Module	complete	✓
3. Test Prep Module	complete	✓
4. TSI Exam	complete	
5. Advising	<a href="#">click here</a>	
6. Math Refresher	Not Applicable	
7. Reading/Writing Refresher	Not Applicable	

# Testing

**Before test both the Go FAARR and TEST Prep Modules must be completed.**

**Contact your high school for your campus testing dates.**







- ▶ All portions of the TSI exam must be complete to be eligible to take any courses with Dual Credit.
- ▶ Your exam scores will dictate what courses you qualify for.
- ▶ College Readiness scores are:
  - ▶ Math 350 +
  - ▶ Reading 351 +
  - ▶ Writing 340 +
  - ▶ Essay 340 Writing 4 Essay or 5 Essay trumps writing score.
- ▶ Test scores accepted: TSI, ACT, SAT.
- ▶ If your testing at the Northwest Vista Campus:
  - ▶ Call the testing center for hours of operation and testing fees.
  - ▶ Cypress Campus Center Testing Center: (210) 486-4346 2nd Floor - # 207

Link: [Website](#)

# Consent Form

What grade will you be in next year?



 **ALAMO COLLEGES**  **ALAMO COLLEGES**  **ALAMO COLLEGES**  **ALAMO COLLEGES**  **ALAMO COLLEGES**  **ALAMO COLLEGES**

**High School Programs Student/Parent Consent Form**

Entering program as a:  9<sup>th</sup> Grader  10<sup>th</sup> Grader  11<sup>th</sup> Grader  12<sup>th</sup> Grader

Banner ID:  Birth Date:  Entry Term: **FALL 2019** SSN:

If available, indicate your Apply Texas Application ID# if you are entering this program as a first time student:

Please select one of the following:

Public School Student  Home School Student<sup>1</sup>  Charter/Private School Student  Alamo Academy Student  SAISD Phoenix

High School/Organization Name:  High School ID:

Name:   
(Please Print) Last First MI

Mailing Address:  City:  State:  Zip:

Home Phone:  Cell Phone:

Student Personal Email:  Parent/Guardian Personal Email:


Your student HS ID #



Links:  
[Get My Banner ID #](#)

# Check ACES & DCSO Regularly

- ▶ Verify you are registered for the courses you selected
  - ▶ 1<sup>st</sup> day of each semester
    - ▶ August & January
- ▶ Check Grades
  - ▶ Mid-Term
  - ▶ Final Grades
- ▶ Complete the Dual Credit Student Orientation (DCSO)
  - ▶ August: Welcome Back-Prep Days Module
  - ▶ October: Mid-term Module
  - ▶ November: End of Semester Module





# Canvas Course

Home Start Here Student My Courses My Page My Library

Home Community Home

Alamo GPS

Alamo GPS - Track Your Progress  
Goal + Plan = Success

Alamo GPS will be unavailable every Sunday from 1 a.m. to 2 a.m. for scheduled maintenance.  
Browsers that are supported by GPS are Firefox and Chrome.

Emergency Notification

Don't get Update  
Get the latest  
Visit alamo

My Account

Click here to edit [My Account](#)

Canvas Student Resources

Alamo Colleges  
canvas  
Engage. Collaborate. Communicate. Learn.

For Canvas information and to log in to your courses.

[Canvas Quick Guide](#)  
[Technical Support](#)

Browser Check

PROBLEM OPENING GoFAARR OR Test Prep MODULE?

If you click on the "incomplete" link and nothing happens, you will need to disable your pop-up blockers. Follow the instructions to disable and try again.

You have been invited to join NVC DCSO,



Account



Dashboard



Courses



Calendar



NVC DCSO

DC



Students will be enrolled into DCSO one week after logging into ACES.

# CANVAS App is available for your Phone & Tablet

Access your DCSO on the go with the Canvas Student mobile app!

Download App: [Apple](#) or [Android](#)

From any device, you can now:

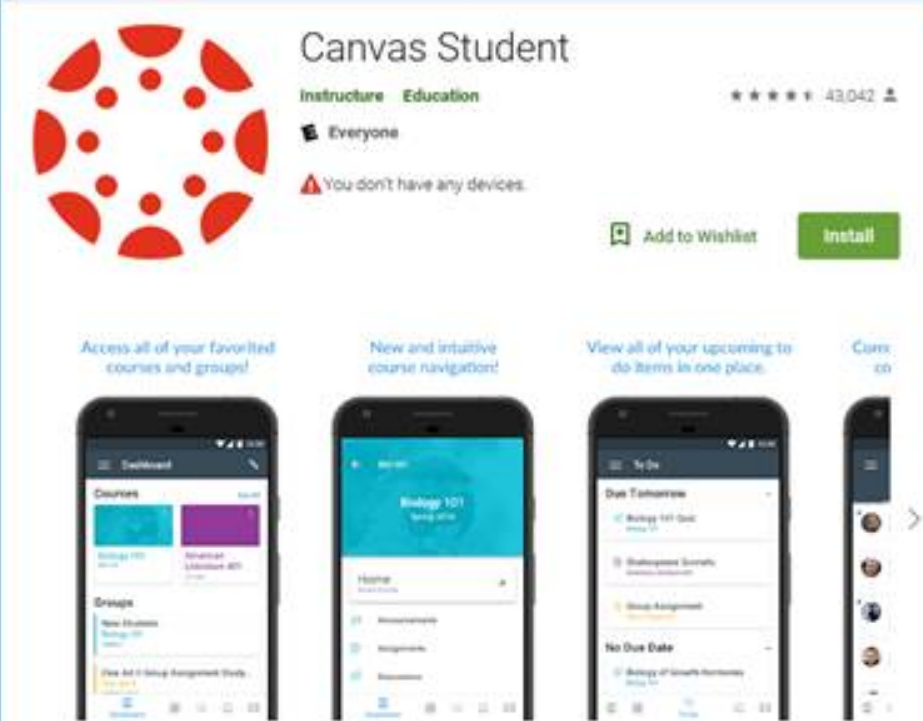
- Review Modules
- Submit the Consent Form
- Keep track of course work with to do list and calendar
- Send and receive messages, ask the DC staff questions
- Watch helpful videos

Download the app

Find my school: **Alamo College**

Log in with your ACES username and password

**Have instant access to your DCSO information and important announcements.**



Canvas Student

Instructure Education 4.3/5 43,042

Everyone

You don't have any devices.

Add to Wishlist Install

Access all of your favorited courses and groups!

New and intuitive course navigation!

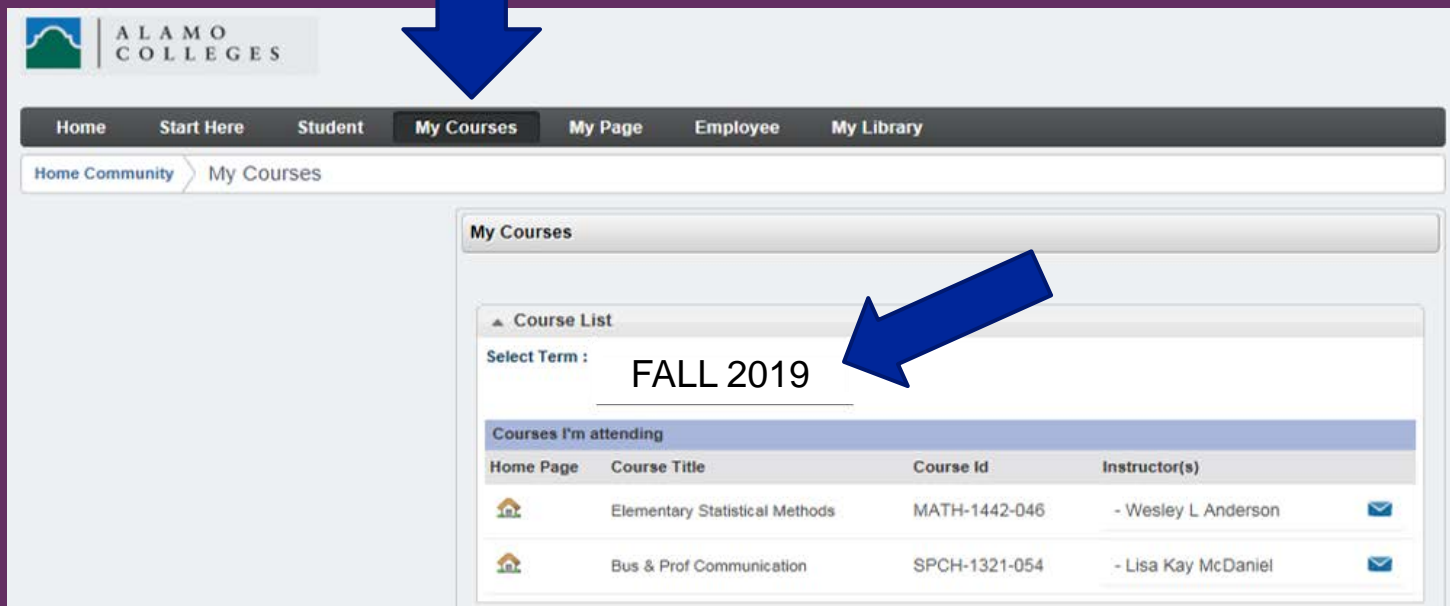
View all of your upcoming to-do items in one place.

Access your Canvas courses on the go with the Canvas Student mobile app! From any device, students can now:




- View grades and course content
- Submit assignments
- Keep track of course work with to do list and calendar
- Send and receive messages
- Post to discussions
- Watch videos
- Take quizzes
- Receive push notifications for new grades and course updates, and much more!

# Verify Course Enrollment

- ▶ Check your schedule in **ACES** prior to the start of classes and again during the first week of classes.
- ▶ Students who fail to verify enrollment in ACES, per each term, cannot contest enrollment thereafter. The submission of a high school transcript will not be considered.



The screenshot displays the Alamo Colleges ACES interface. A large blue arrow points to the 'My Courses' tab in the navigation menu. Below the navigation, the 'My Courses' section is active, showing a 'Course List' for the 'FALL 2019' term. A smaller blue arrow points to the 'FALL 2019' term selection. The table below lists the courses the user is attending.

Home Page	Course Title	Course Id	Instructor(s)
	Elementary Statistical Methods	MATH-1442-046	- Wesley L Anderson 
	Bus & Prof Communication	SPCH-1321-054	- Lisa Kay McDaniel 