


Accessing and Printing Progress Reports and Report Cards from Family Access

LOGGING INTO SKYWARD

FAMILY ACCESS

-  Family Access allows you to view your student's current up to date grades, and also view/print their Progress and Report Cards. Start by logging into your **Parent Profile** through Family Access to access their grades.

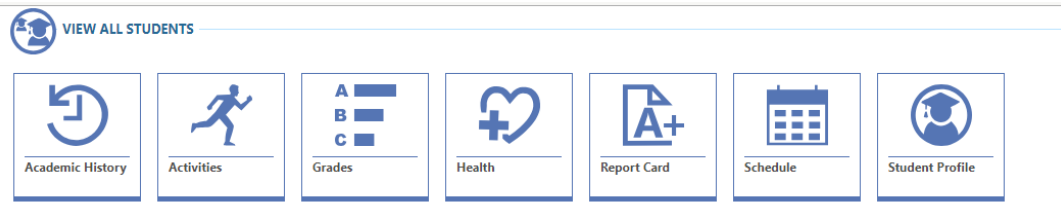
- Your username for Parent Access is: full first name, and first initial of your last name (ex. jason e). Your password is provided by Skyward in the Family Access email, but can be updated to your preference.

If you are unable to login, contact helpdesk 830-357-4357.

- Once in Family Access, you have two ways to view your student's information.



- By default, you will see View  which will bring in information for all your students into singular view.




- Use the scroll bar on the right side of the screen underneath "View All Students", to view individual student's information and grades.



ACCESSING YOUR STUDENT(S) PROGRESS REPORTS AND REPORT CARDS

- To view/print Student Progress Reports and Report Cards, click on the Report Card History icon.




- The Report Card History will give you access to your student(s) Progress Reports and Report Cards captured based on district Progress Reporting Calendar. To produce a printable .PDF of the Progress Report or Report Card,



click on



REPORT CARD HISTORY

| | Date | Report Name |
|---|----------------------|---------------------------|
|  | 10/4/2018 3:50:45 PM | Cycle 1 - 6 Week Progress |