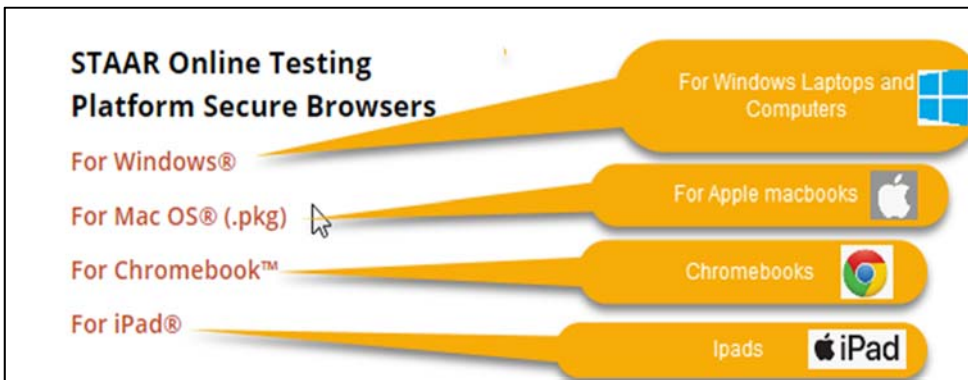


How to Download STAAR Testing Software for Practice Tests

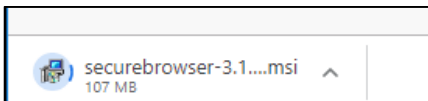
1. Navigate to URL: <https://texasassessment.com/administrators/technology/>



2. Scroll down using the navigation bar on the left to find STAAR Online Testing Platform Secure Browsers

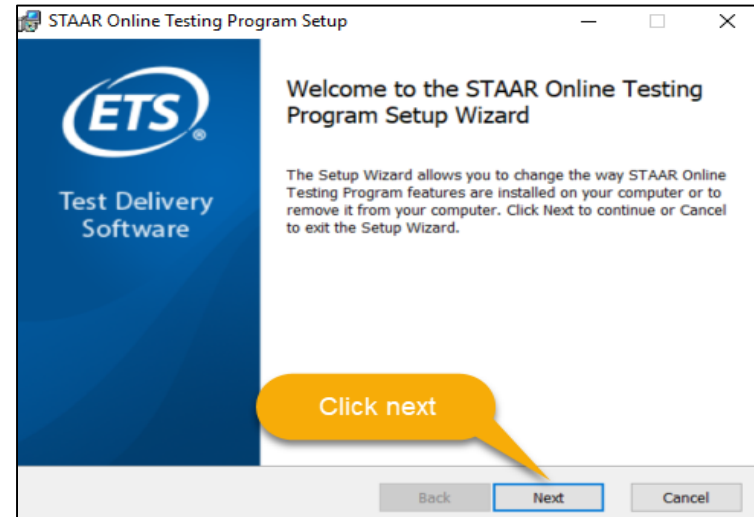


3. Once you select the appropriate link the software will begin to download. You will notice the download in the bottom left portion of your screen.

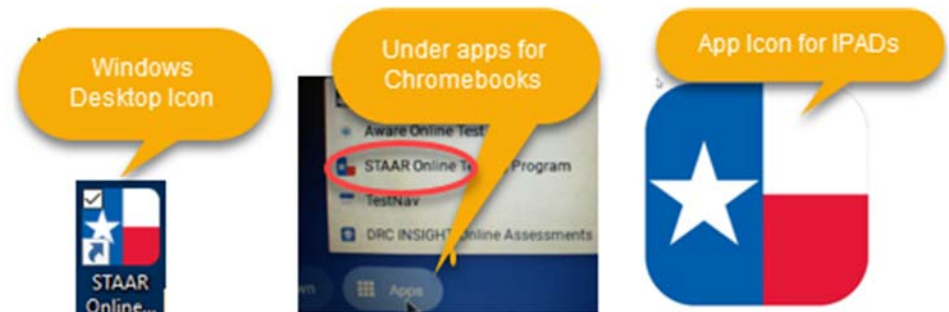


(please note it may take several minutes to download due to the large file size of the application)

4. Once finished downloading, the software should begin to install, and you should see the following. (You may need to open, or double click the file to begin installation)

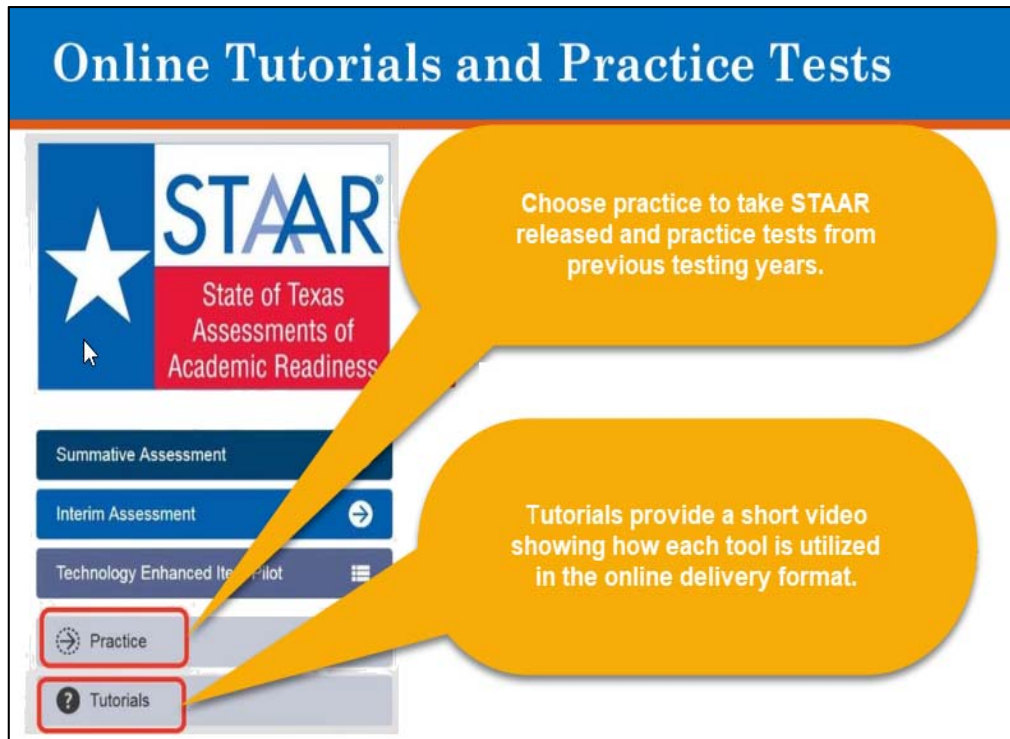


5. Click next and follow the prompts to finish the installation. When complete you should have one of the following depending on the device installation.



How to Download STAAR Testing Software for Practice Tests

6. Choose Practice to select a practice test and subject for your child



Online Tutorials and Practice Tests

STAAR
State of Texas
Assessments of
Academic Readiness

Summative Assessment

Interim Assessment

Technology Enhanced Item Pilot

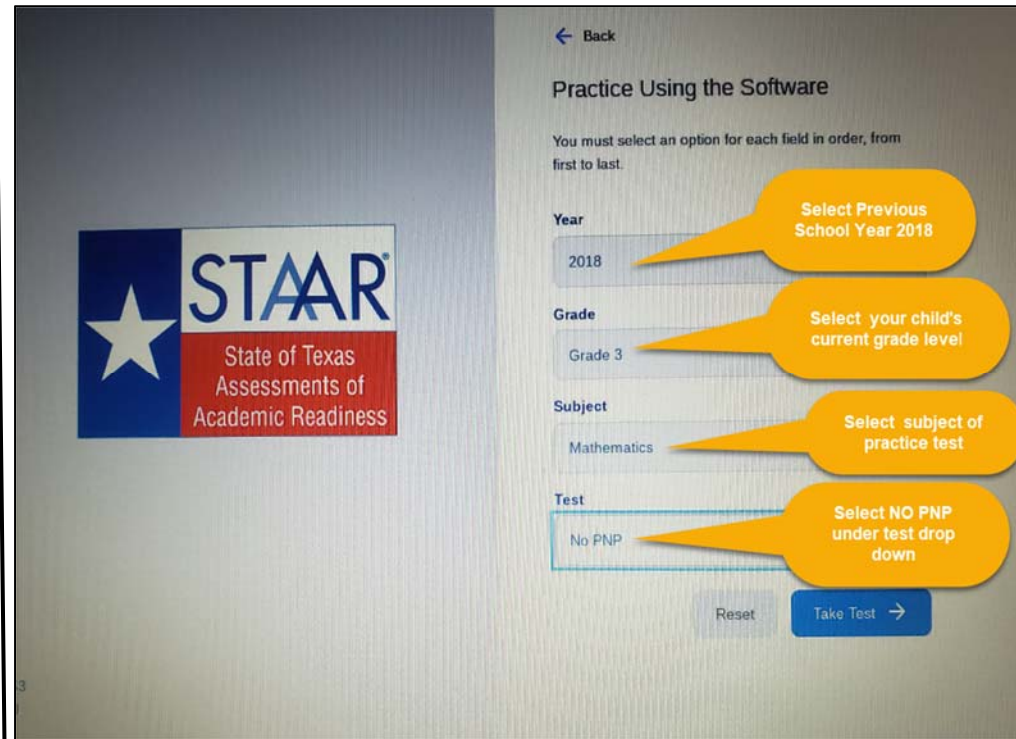
Practice

Tutorials

Choose practice to take STAAR released and practice tests from previous testing years.

Tutorials provide a short video showing how each tool is utilized in the online delivery format.

7. Select the following options and click take test.



← Back

Practice Using the Software

You must select an option for each field in order, from first to last.

Year
2018

Grade
Grade 3

Subject
Mathematics

Test
No PNP

Reset

Take Test →

Select Previous School Year 2018

Select your child's current grade level

Select subject of practice test

Select NO PNP under test drop down

Devices Supported: Desktops: Windows, Mac OS X, Linux Laptops: Windows, Mac OS X, Linux Chromebooks

Tablets: iPad – 5th and 6th Generation, Windows tablets except Windows RT

Operating Systems Supported: Windows: 7*, 8.1, 10 (Windows 10 S is not supported at this time) Chrome OS: (Release Channel only, current or near-current release)

Mac OSX: 10.13, 10.14

iOS: 12

Linux Ubuntu: 16.04

Minimum Screen Size: 9.5 inches

Minimum Screen Resolution: 1024 X 768