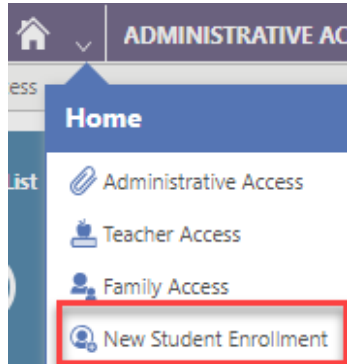



Skyward Family Access: Completing Online Forms

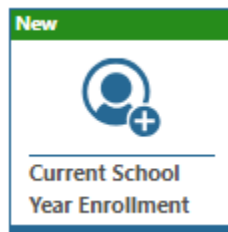
- To begin the online enrollment process, access your Skyward Family access by using the link provided on our Social Media post, [Boerne ISD's Skyward Support Page](#) or [Skyward's Family Access](#).
- Your username for Family Access: first initial, last name (ex. mjordan). Your password is provided by Skyward in the Family Access email, but can be updated to your preference
- From the Family Access view in Skyward, click on the New Student Enrollment icon:



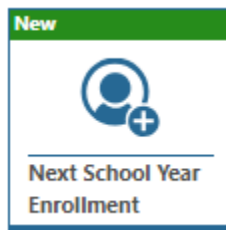
- Once clicked, you will see both the current and next school year enrollment icons.



- If you are registering your student for the 2018-19 school year, complete the Current School Year Enrollment.



- For next year's enrollment, complete the Next School Year Enrollment.



- To view your student's home campus based on current attendance zones, please copy and paste the text into your internet browser. Once you've viewed your attendance zone and home campus, click the to begin completing Student Regis Start >

<http://www.infofinderi.com/ifi/?cid=BI05063838479>



To see your student's current attendance zone, copy and paste this into your preferred internet browser

Start >


- Once start is clicked, a window will appear requesting you to choose what campus you want to enroll

your student for:







New Student Enrollment

Where would you like to enroll your student?

*School



- Then, click the  **Select** next to campus you are enrolling your student for:

 Select	001	BOERNE H S
 Select	002	BOERNE - SAMUEL V CHAMPION H S
 Select	041	BOERNE MIDDLE NORTH
 Select	042	BOERNE MIDDLE SOUTH
 Select	043	VOSS MIDDLE
 Select	101	CURINGTON EL

- Click Save to begin enrolling for the selected campus, or cancel to choose a different campus.

 Save
 Cancel

- As you complete each step in the form, click previous to return to a prior step or complete and next to save and move forward. Your work will not be saved unless you click complete and next for each step.



- During the registration process, click the  Upload to import scanned files that are located on your computer.

UPLOAD FILE

Use this tool to securely upload scanned files such as Birth Certificate, Social Security Card, Proof of Residency, or other official documents.

[Upload Here](#)  Upload

- By clicking the “I Agree” button, your signature and current date will be captured. Be sure to click Submit Form to completed the registration process.

Terms of Agreement

Under the Federal Electronic Signatures in Global and National Commerce Act, before you may electronically sign this form, you must be provided with certain of the following information and you must affirmatively agree to the following and thereafter not withdraw your agreement.

By clicking 'I Agree' and submitting this agreement via the internet, I acknowledge that:

I have read and understood the foregoing Electronic Signature Agreement and that I intend to be bound thereby.

I understand and agree that my electronic signature is the equivalent of a manual signature and that others may rely on it as such in connection with any and all agreements I may enter into, including but not limited to this Electronic Signature Agreement.

I further acknowledge and agree that it is my obligation to immediately advise the school district of any change in my electronic address (i.e., email address).

I further acknowledge and agree that it is my obligation to immediately advise the school district in the event that I withdraw my consent to this Electronic Signature Agreement.

I acknowledge and agree that the individual electronically signing this form is the individual in whose name the account is set up, or is someone authorized to submit this form by the person whose name is on the account.

I Agree

Signed By

Date Signed

[Submit Form >](#)

- Be sure to complete your online registration form for each student you are enrolling in the district.